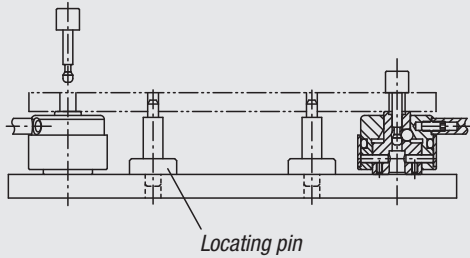


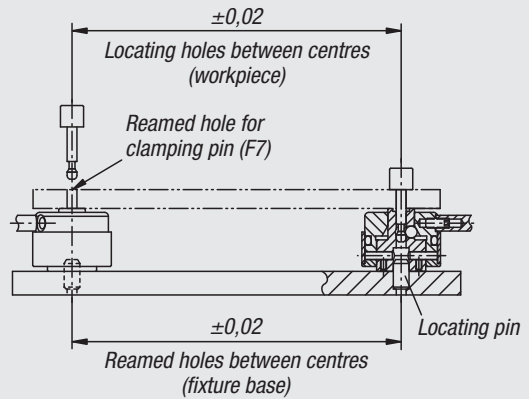
# Technical Information for Pull Clamps

## Workpiece positioning

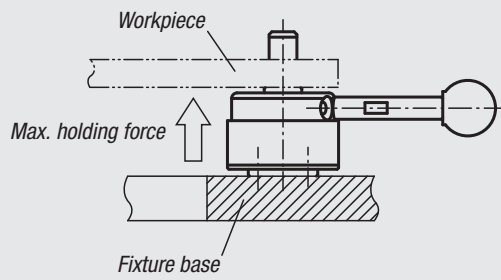
### Clamping using a pull clamp and clamping pin



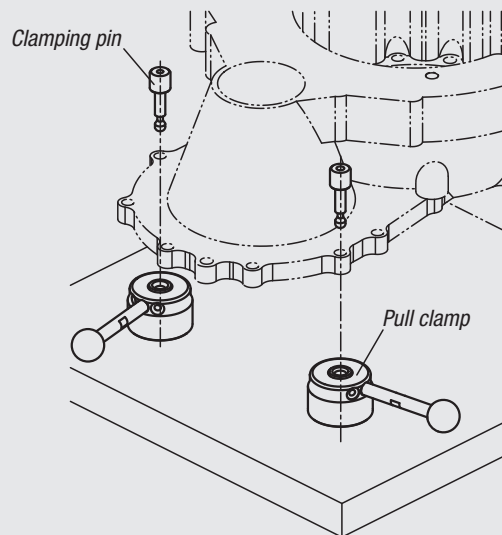
### Simultaneous clamping and positioning of a workpiece




### Holding forces for workpiece processing



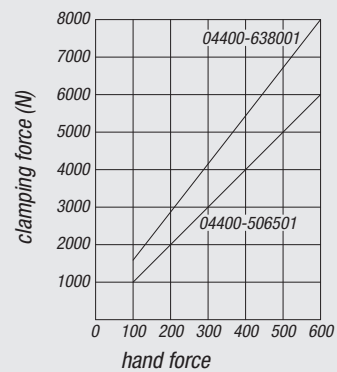
Make sure that no force on the underside of the workpiece exceeds the values given in the table.



### Application using Pull Clamps



### Performance curve



01000  
02000  
03000  
04000  
05000  
06000  
07000  
08000  
09000  
20000  
21000  
22000  
23000